

CM-L30-63



Light Duty Chain Mount Kit, 14 in stand-ff, 8 ft chain, includes pipe

OBSOLETE

Product Classification

Product Type Chain mount kit

General Specifications

Chains, quantity 2

Pipe, quantity 1

Sectors, quantity 1

Dimensions

Height 152.4 mm | 6 in

Width 203.2 mm | 8 in

Length 1,600.2 mm | 63 in

Chain Length 2,400.3 mm | 94.5 in

Pipe Length 1,600.2 mm | 63 in

Mounting Diameter, maximum 762 mm | 30 in

Mounting Diameter, minimum 203.2 mm | 8 in

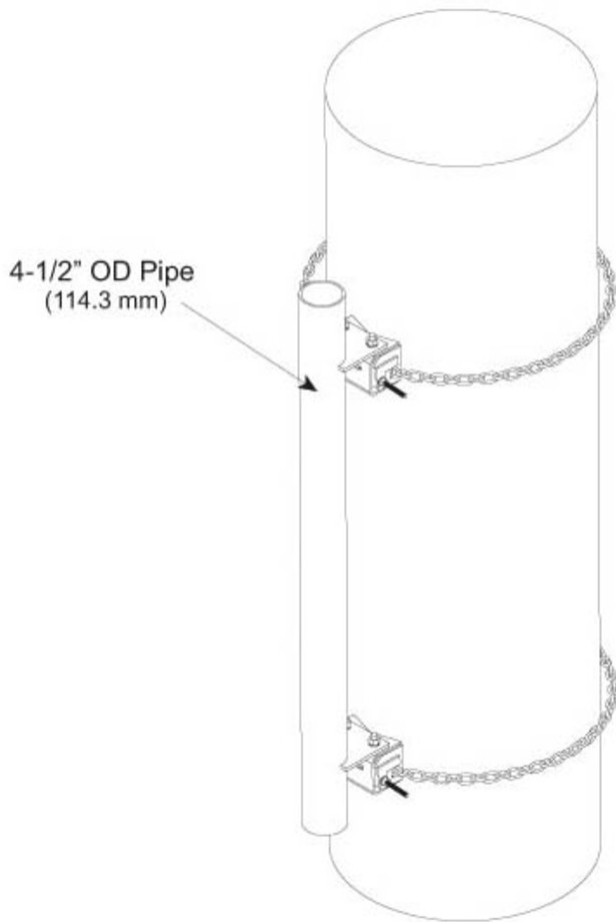
Pipe Outer Diameter 114.3 mm | 4.5 in

Mounting Circumference, maximum 2,392.68 mm | 94.2 in

Mounting Circumference, minimum 635 mm | 25 in

CM-L30-63

Outline Drawing



Material Specifications

Material Type Hot dip galvanized steel

Mechanical Specifications

Wind Rating 120 mph (BWS) at 100 ft AGL

Wind Rating Criteria One 2 ft standard microwave antenna, with radome and stiff arm

Wind Rating Test Method TIA/EIA-222

Packaging and Weights

Included Chains | Pipe mounts

CM-L30-63

Packaging quantity 1
Weight, net 41.1 kg | 90.61 lb

Regulatory Compliance/Certifications

Agency	Classification
ISO 9001:2015	Designed, manufactured and/or distributed under this quality management system

Included Products

- CM-L30-B – Light Duty Chain Mount Base Kit, 8 ft chain
- MT-395 – Standard Pipe Mount, 4-1/2 in OD x 63 in

* Footnotes

Wind Rating BWS—Base Wind Speed; FBC—Florida Building Code

CM-L30-B



Light Duty Chain Mount Base Kit, 8 ft chain

Product Classification

Product Type Chain mount kit

General Specifications

Chains, quantity 2

Pipe, quantity 0

Sectors, quantity 1

Dimensions

Height 152.4 mm | 6 in

Width 203.2 mm | 8 in

Length 203.2 mm | 8 in

Chain Length 2,400.3 mm | 94.5 in

Mounting Diameter, maximum 762 mm | 30 in

Mounting Diameter, minimum 203.2 mm | 8 in

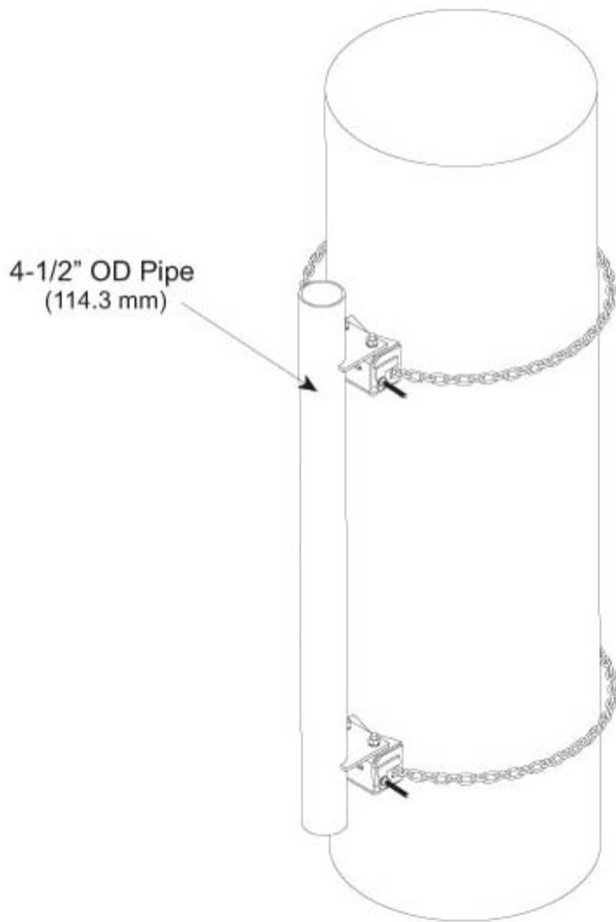
Pipe Outer Diameter 114.3 mm | 4.5 in

Mounting Circumference, maximum 2,392.68 mm | 94.2 in

Mounting Circumference, minimum 635 mm | 25 in

CM-L30-B

Outline Drawing



Material Specifications

Material Type Hot dip galvanized steel

Mechanical Specifications

Wind Rating 120 mph (BWS) at 100 ft AGL

Wind Rating Criteria One 2 ft standard microwave antenna, with radome and stiff arm

Wind Rating Test Method TIA/EIA-222

Packaging and Weights

Included Chains

CM-L30-B

Packaging quantity 1
Weight, net 11.9 kg | 26.235 lb


Regulatory Compliance/Certifications

Agency	Classification
ISO 9001:2015	Designed, manufactured and/or distributed under this quality management system

* Footnotes

Wind Rating BWS—Base Wind Speed; FBC—Florida Building Code

MT-395



Standard Pipe Mount, 4-1/2 in OD x 63 in

Product Classification

Product Type Pipe mount

General Specifications

Mounting Saddle mounts

Note One 4 ft microwave antenna per sector, with antenna stiff arm

Pipe, quantity 1

Tower Taper Non-tapered

Dimensions

Height 177.8 mm | 7 in

Width 127 mm | 5 in

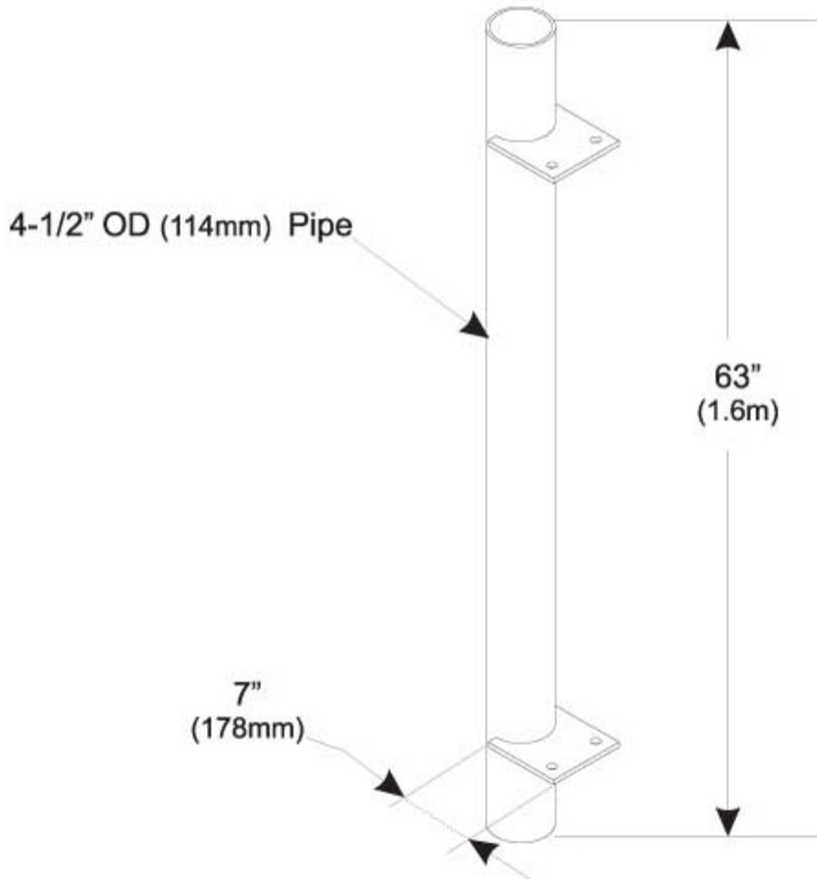
Length 1,600.2 mm | 63 in

Pipe Length 1,600.2 mm | 63 in

Pipe Outer Diameter 114.3 mm | 4.5 in

MT-395

Outline Drawing



Material Specifications

Material Type Hot dip galvanized steel

Mechanical Specifications

Wind Rating 90 mph (BWS) at 150 ft AGL

Wind Rating Test Method TIA/EIA-222

Packaging and Weights

Included Pipe mounts

Packaging quantity 1

MT-395

Weight, net 29.3 kg | 64.595 lb

Regulatory Compliance/Certifications

Agency	Classification
ISO 9001:2015	Designed, manufactured and/or distributed under this quality management system

* Footnotes

Wind Rating BWS—Base Wind Speed; FBC—Florida Building Code