


# 10P-2L8M-B5-V2



10-port sector antenna, 2x 694–960 and 8x 1695–2690 MHz, 65° HPBW, 5x RET

- All Internal RET actuators are connected in “Cascaded SRET” configuration
- Utilizes RET-PMOD-A20-5A07

## OBSOLETE

This product was discontinued on: March 31, 2023

### Replaced By:

10P-2L8M-B5      10-port sector antenna, 2x 694–960 and 8x 1695–2690 MHz, 65° HPBW, 5x RET

## General Specifications

Antenna Type	Sector
Band	Multiband
Grounding Type	RF connector inner conductor and body grounded to reflector and mounting bracket
Performance Note	Outdoor usage
Radome Material	Fiberglass, UV resistant
Radiator Material	Low loss circuit board
Reflector Material	Aluminum
RF Connector Interface	7-16 DIN Female
RF Connector Location	Bottom
RF Connector Quantity, high band	8
RF Connector Quantity, mid band	0
RF Connector Quantity, low band	2
RF Connector Quantity, total	10

## Remote Electrical Tilt (RET) Information

RET Hardware	CommRET v2
RET Interface	2x 8 pin connector as per IEC 60130-9 Daisy chain in: Male / Daisy chain out: Female Pin3: RS485A(AISG_B), Pin5: RS485B(AISG_A), Pin6: DC

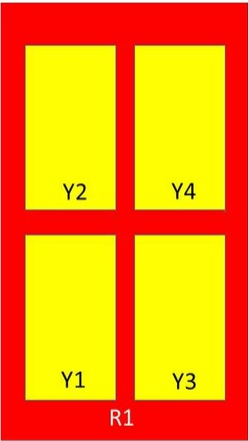
# 10P-2L8M-B5-V2

	10~30V, Pin7: DC_ Return
RET Interface, quantity	1 female   1 male
Input Voltage	10-30 Vdc
Internal RET	High band (4)   Low band (1)
Power Consumption, idle state, maximum	2 W
Power Consumption, normal conditions, maximum	10 W
Protocol	3GPP/AISG 2.0 (Single RET)

## Dimensions


Width	301 mm   11.85 in
Depth	181 mm   7.126 in
Length	2090 mm   82.284 in
Net Weight, without mounting kit	21.9 kg   48.281 lb

## Array Layout

	Array	Freq (MHz)	Conns	RET (SRET)	AISG RET UID
	R1	694-960	1-2	1	CPxxxxxxxxxxxxxxxxR1
	Y1	1695-2690	3-4	2	CPxxxxxxxxxxxxxxxxY1
	Y2	1695-2690	5-6	3	CPxxxxxxxxxxxxxxxxY2
	Y3	1695-2690	7-8	4	CPxxxxxxxxxxxxxxxxY3
	Y4	1695-2690	9-10	5	CPxxxxxxxxxxxxxxxxY4
(Sizes of colored boxes are not true depictions of array sizes)					

## Port Configuration

# 10P-2L8M-B5-V2



## Electrical Specifications

Impedance	50 ohm
Operating Frequency Band	1695 – 2690 MHz   694 – 960 MHz
Polarization	±45°
Total Input Power, maximum	900 W

## Electrical Specifications

Frequency Band, MHz	694–790	790–890	890–960	1695–1920	1920–2200	2300–2500	2500–2690
Gain, dBi	15.5	15.8	16.1	16.6	16.9	16.9	17.1
Beamwidth, Horizontal, degrees	73	70	68	63	62	60	63
Beamwidth, Vertical, degrees	10.7	9.6	8.9	8.7	7.9	6.9	6.5
Beam Tilt, degrees	0–12	0–12	0–12	0–12	0–12	0–12	0–12
USLS (First Lobe), dB	17	17	20	17	18	20	20
Front-to-Back Ratio at 180°, dB	32	32	30	34	34	32	36
Front-to-Back Ratio, Copolarization 180° ± 30°, dB	27	27	27	29	29	30	30
Isolation, Cross Polarization, dB	25	25	25	25	25	25	25

# 10P-2L8M-B5-V2

Isolation, Inter-band, dB	25	25	25	25	25	25	25
VSWR   Return loss, dB	1.5   14.0	1.5   14.0	1.5   14.0	1.5   14.0	1.5   14.0	1.5   14.0	1.5   14.0
PIM, 3rd Order, 2 x 20 W, dBc	-150	-150	-150	-150	-150	-150	-150
Input Power per Band, total, watts	300	300	300	250	250	250	250

## Mechanical Specifications

Mechanical Tilt Range	0°–16°
Wind Loading @ Velocity, frontal	327.0 N @ 150 km/h (73.5 lbf @ 150 km/h)
Wind Loading @ Velocity, lateral	272.0 N @ 150 km/h (61.1 lbf @ 150 km/h)
Wind Loading @ Velocity, maximum	631.0 N @ 150 km/h (142.0 lbf @ 150 km/h)
Wind Loading @ Velocity, rear	376.0 N @ 150 km/h (84.5 lbf @ 150 km/h)
Wind Speed, maximum	241 km/h (150 mph)

## Packaging and Weights

Width, packed	441 mm   17.362 in
Depth, packed	337 mm   13.268 in
Length, packed	2234 mm   87.953 in
Weight, gross	34.7 kg   76.5 lb

## Regulatory Compliance/Certifications

Agency	Classification
CHINA-ROHS	Below maximum concentration value
REACH-SVHC	Compliant as per SVHC revision on <a href="http://www.andrew.com/ProductCompliance">www.andrew.com/ProductCompliance</a>
ROHS	Compliant
UK-ROHS	Compliant



## Included Products

BSAMNT-3	–	Wide Profile Antenna Downtilt Mounting Kit for 2.4 - 4.5 in (60 - 115 mm) OD round members. Kit contains one scissor top bracket set and one bottom bracket set.
----------	---	--

## \* Footnotes

Performance Note	Severe environmental conditions may degrade optimum performance
------------------	---

# BSAMNT-3



Wide Profile Antenna Downtilt Mounting Kit for 2.4 - 4.5 in (60 - 115 mm) OD round members. Kit contains one scissor top bracket set and one bottom bracket set.

## Product Classification

**Product Type** Downtilt mounting kit

## General Specifications

**Application** Outdoor

**Color** Silver

## Dimensions

**Compatible Diameter, maximum** 115 mm | 4.528 in

**Compatible Diameter, minimum** 60 mm | 2.362 in

**Weight, net** 6.2 kg | 13.669 lb

## Material Specifications

**Material Type** Galvanized steel

## Packaging and Weights

**Included** Brackets | Hardware

**Packaging quantity** 1

**Weight, gross** 6.4 kg | 14.11 lb

## Regulatory Compliance/Certifications

Agency	Classification
CE	Compliant with the relevant CE product directives
CHINA-ROHS	Below maximum concentration value
ISO 9001:2015	Designed, manufactured and/or distributed under this quality management system
REACH-SVHC	Compliant as per SVHC revision on <a href="http://www.andrew.com/ProductCompliance">www.andrew.com/ProductCompliance</a>
ROHS	Compliant
UK-ROHS	Compliant

