


EGVV65D-FL-C3-4XR



8-port sector antenna, 2x 694–862, 2x 880–960 and 4x 1695–2690 MHz, 65° HPBW, 4x RET. Low band arrays are diplexed at the element level.

- All Internal RET actuators are connected in “Cascaded SRET” configuration
- Uses the 4.3-10 connector which is 40 percent smaller than the 7-16 DIN connector

OBSOLETE

This product was discontinued on: November 30, 2023

General Specifications

Antenna Type	Sector
Band	Multiband
Grounding Type	RF connector inner conductor and body grounded to reflector and mounting bracket
Performance Note	Outdoor usage Wind loading figures are validated by wind tunnel measurements described in white paper WP-112534-EN
Radome Material	Fiberglass, UV resistant
Radiator Material	Copper Low loss circuit board
Reflector Material	Aluminum
RF Connector Interface	4.3-10 Female
RF Connector Location	Bottom
RF Connector Quantity, high band	4
RF Connector Quantity, mid band	0
RF Connector Quantity, low band	4
RF Connector Quantity, total	8

Remote Electrical Tilt (RET) Information


RET Interface	8-pin DIN Female 8-pin DIN Male
RET Interface, quantity	1 female 1 male
Input Voltage	10–30 Vdc
Internal RET	High band (2) Low band (2)
Power Consumption, idle state, maximum	2 W

EGVV65D-FL-C3-4XR

Power Consumption, normal conditions, maximum	13 W
Protocol	3GPP/AISG 2.0 (Single RET)
Dimensions	
Width	350 mm 13.78 in
Depth	208 mm 8.189 in
Length	2690 mm 105.906 in
Net Weight, without mounting kit	39.6 kg 87.303 lb

Array Layout

EGVV65D-FL-C3-4XR



Array	Freq (MHz)	Conns	RET (SRET)	AISG RET UID
R1	694-862	1-2	1	ANXXXXXXXXXXXXX1
R2	880-960	3-4	2	ANXXXXXXXXXXXXX2
Y1	1695-2690	5-6	3	ANXXXXXXXXXXXXX3
Y2	1695-2690	7-8	4	ANXXXXXXXXXXXXX4

View from the front of the antenna
(Sizes of colored boxes are not true depictions of array sizes)

Electrical Specifications

Impedance	50 ohm
-----------	--------

EGVV65D-FL-C3-4XR

Operating Frequency Band	1695 – 2690 MHz 694 – 862 MHz 880 – 960 MHz
Polarization	±45°
Total Input Power, maximum	800 W @ 50 °C

Electrical Specifications

Frequency Band, MHz	694–862	880–960	1695–1920	1920–2180	2300–2500	2500–2690
Gain, dBi	16.5	16.9	18.1	18.5	18.4	18.5
Beamwidth, Horizontal, degrees	66	61	60	62	61	59
Beamwidth, Vertical, degrees	8.2	7.1	5.5	5	4.4	4.2
Beam Tilt, degrees	2–12	2–12	2–12	2–12	2–12	2–12
USLS (First Lobe), dB	17	19	18	19	18	19
Front-to-Back Ratio at 180°, dB	32	32	32	36	35	34
Isolation, Cross Polarization, dB	28	28	28	28	28	28
Isolation, Inter-band, dB	30	30	30	30	30	30
VSWR Return loss, dB	1.5 14.0	1.5 14.0	1.5 14.0	1.5 14.0	1.5 14.0	1.5 14.0
PIM, 3rd Order, 2 x 20 W, dBc	-150	-150	-150	-150	-150	-150
Input Power per Port at 50°C, maximum, watts	200	200	250	250	250	200

Mechanical Specifications

Wind Loading @ Velocity, frontal	477.0 N @ 150 km/h (107.2 lbf @ 150 km/h)
Wind Loading @ Velocity, lateral	409.0 N @ 150 km/h (91.9 lbf @ 150 km/h)
Wind Loading @ Velocity, maximum	1,010.0 N @ 150 km/h (227.1 lbf @ 150 km/h)
Wind Loading @ Velocity, rear	506.0 N @ 150 km/h (113.8 lbf @ 150 km/h)
Wind Speed, maximum	241 km/h (150 mph)

Packaging and Weights

Width, packed	460 mm 18.11 in
Depth, packed	350 mm 13.78 in
Length, packed	2830 mm 111.417 in
Weight, gross	55.7 kg 122.797 lb

Regulatory Compliance/Certifications

EGVV65D-FL-C3-4XR

Agency	Classification
CE	Compliant with the relevant CE product directives
CHINA-ROHS	Below maximum concentration value
ISO 9001:2015	Designed, manufactured and/or distributed under this quality management system
REACH-SVHC	Compliant as per SVHC revision on www.andrew.com/ProductCompliance
ROHS	Compliant
UK-ROHS	Compliant




Included Products

BSAMNT-3	–	Wide Profile Antenna Downtilt Mounting Kit for 2.4 - 4.5 in (60 - 115 mm) OD round members. Kit contains one scissor top bracket set and one bottom bracket set.
----------	---	--

* Footnotes

Performance Note	Severe environmental conditions may degrade optimum performance
------------------	---

BSAMNT-3



Wide Profile Antenna Downtilt Mounting Kit for 2.4 - 4.5 in (60 - 115 mm) OD round members. Kit contains one scissor top bracket set and one bottom bracket set.

Product Classification

Product Type Downtilt mounting kit

General Specifications

Application Outdoor

Color Silver

Dimensions

Compatible Diameter, maximum 115 mm | 4.528 in

Compatible Diameter, minimum 60 mm | 2.362 in

Weight, net 6.2 kg | 13.669 lb

Material Specifications

Material Type Galvanized steel

Packaging and Weights

Included Brackets | Hardware

Packaging quantity 1

Weight, gross 6.4 kg | 14.11 lb

Regulatory Compliance/Certifications

Agency	Classification
CE	Compliant with the relevant CE product directives
CHINA-ROHS	Below maximum concentration value
ISO 9001:2015	Designed, manufactured and/or distributed under this quality management system
REACH-SVHC	Compliant as per SVHC revision on www.andrew.com/ProductCompliance
ROHS	Compliant
UK-ROHS	Compliant

