


# RRZZ-65A-R4N39F



8-port sector antenna, 4x 694–960 and 4x 1427–2690, 65° HPBW, 4x RET

- All Internal RET actuators are connected in “Cascaded SRET” configuration
- Supports re-configurable antenna sharing capability enabling control of the internal RET system using up to two separate RET compatible OEM radios
- Array configuration provides capability for 4T4R (4x MIMO) on Low band and High band
- Excellent wind loading characteristics

## General Specifications

<b>Antenna Type</b>	Sector
<b>Band</b>	Multiband
<b>Grounding Type</b>	RF connector inner conductor and body grounded to reflector and mounting bracket
<b>Performance Note</b>	Outdoor usage
<b>RF Connector Interface</b>	4.3-10 Female
<b>RF Connector Location</b>	Bottom
<b>RF Connector Quantity, mid band</b>	4
<b>RF Connector Quantity, low band</b>	4
<b>RF Connector Quantity, total</b>	8

## Remote Electrical Tilt (RET) Information

<b>RET Hardware</b>	CommRET v2
<b>RET Interface</b>	8-pin DIN Female   8-pin DIN Male
<b>RET Interface, quantity</b>	2 female   2 male
<b>Input Voltage</b>	10–30 Vdc
<b>Internal RET</b>	High band (2)   Low band (2)
<b>Power Consumption, active state, maximum</b>	8 W
<b>Power Consumption, idle state, maximum</b>	1 W
<b>Protocol</b>	3GPP/AISG 2.0 (Single RET)

## Dimensions


<b>Width</b>	395 mm   15.551 in
<b>Depth</b>	228 mm   8.976 in

# RRZZ-65A-R4N39F


**Length** 1500 mm | 59.055 in

**Net Weight, antenna only** 23.5 kg | 51.809 lb

## Array Layout



## Port Configuration



# RRZZ-65A-R4N39F

## Electrical Specifications

<b>Impedance</b>	50 ohm
<b>Operating Frequency Band</b>	1427 – 2690 MHz   694 – 960 MHz
<b>Polarization</b>	±45°
<b>Total Input Power, maximum</b>	900 W @ 50 °C

## Electrical Specifications

	<b>R1,R2</b>	<b>R1,R2</b>	<b>R1,R2</b>	<b>Y1,Y2</b>	<b>Y1,Y2</b>	<b>Y1,Y2</b>	<b>Y1,Y2</b>	<b>Y1,Y2</b>
<b>Frequency Band, MHz</b>	<b>698–806</b>	<b>790–896</b>	<b>890–960</b>	<b>1427–1518</b>	<b>1695–1990</b>	<b>1920–2300</b>	<b>2300–2500</b>	<b>2490–2690</b>
<b>RF Port</b>	1,2,3,4	1,2,3,4	1,2,3,4	5,6,7,8	5,6,7,8	5,6,7,8	5,6,7,8	5,6,7,8
<b>Gain at Mid Tilt, dBi</b>	12.3	13	13.3	15.3	16.7	17.5	18.3	18.3
<b>Beamwidth, Horizontal, degrees</b>	60	54	49	70	62	67	63	53
<b>Beamwidth, Vertical, degrees</b>	17.3	15.6	14.5	7.7	6.3	5.7	5	4.7
<b>Beam Tilt, degrees</b>	3–16	3–16	3–16	2–12	2–12	2–12	2–12	2–12
<b>USLS (First Lobe), dB</b>	15	15	15	16	14	14	17	16
<b>Front-to-Back Ratio at 180°, dB</b>	28	26	25	30	33	31	30	30
<b>Front-to-Back Total Power at 180° ± 30°, dB</b>	18	19	19	23	25	26	24	25
<b>Isolation, Cross Polarization, dB</b>	25	25	25	26	26	26	26	26
<b>Isolation, Inter-band, dB</b>	25	25	25	27	27	27	27	27
<b>VSWR   Return loss, dB</b>	1.5 14.0	1.5 14.0	1.5 14.0	1.5 14.0	1.5 14.0	1.5 14.0	1.5 14.0	1.5 14.0
<b>PIM, 3rd Order, 2 x 20 W, dBc</b>	-153	-153	-153	-153	-153	-153	-153	-153
<b>Input Power per Port at 50°C, maximum, watts</b>	300	300	300	250	250	250	200	200

## Mechanical Specifications

<b>Wind Loading @ Velocity, frontal</b>	217.0 N @ 150 km/h (48.8 lbf @ 150 km/h)
<b>Wind Loading @ Velocity, lateral</b>	193.0 N @ 150 km/h (43.4 lbf @ 150 km/h)
<b>Wind Loading @ Velocity, maximum</b>	435.0 N @ 150 km/h (97.8 lbf @ 150 km/h)
<b>Wind Loading @ Velocity, rear</b>	248.0 N @ 150 km/h (55.8 lbf @ 150 km/h)
<b>Wind Speed, maximum</b>	241 km/h (150 mph)

# RRZZ-65A-R4N39F

---

## Packaging and Weights

<b>Width, packed</b>	505 mm   19.882 in
<b>Depth, packed</b>	386 mm   15.197 in
<b>Length, packed</b>	1643 mm   64.685 in
<b>Weight, gross</b>	33.2 kg   73.193 lb

## Regulatory Compliance/Certifications

<b>Agency</b>	<b>Classification</b>
UK-ROHS	Compliant


## Included Products

BSAMNT-2F	-	Mounting bracket for cylindrical pipe installations (60-115mm pipe diameter) for fix mechanical tilt applications.
-----------	---	--

## \* Footnotes

<b>Performance Note</b>	Severe environmental conditions may degrade optimum performance
-------------------------	---

# BSAMNT-2F



Mounting bracket for cylindrical pipe installations (60-115mm pipe diameter) for fix mechanical tilt applications.

## Product Classification

**Product Type** Fixed tilt mounting kit

## General Specifications

**Application** Outdoor

**Color** Silver

## Dimensions

**Compatible Diameter, maximum** 115 mm | 4.528 in

**Compatible Diameter, minimum** 60 mm | 2.362 in

**Weight, net** 3.8 kg | 8.378 lb

## Material Specifications

**Material Type** Galvanized steel

## Packaging and Weights

**Included** Brackets | Hardware

**Packaging quantity** 1

**Weight, gross** 4 kg | 8.818 lb

## Regulatory Compliance/Certifications

Agency	Classification
CE	Compliant with the relevant CE product directives
CHINA-ROHS	Below maximum concentration value
ISO 9001:2015	Designed, manufactured and/or distributed under this quality management system
ROHS	Compliant
UK-ROHS	Compliant

# BSAMNT-2F

---

