


3X-NV4SS-65S-F2



42-port Tri-sector antenna, 6x 698-896MHz, 24x 1695–2690MHz and 12x 3300- 4000MHz, 65° Horizontal Beamwidth, fixed tilt.

General Specifications


| | |
|---|--|
| Antenna Type | DualPol® tri-sector |
| Band | Multiband |
| Grounding Type | RF connector inner conductor and body grounded to reflector and mounting bracket |
| Performance Note | Outdoor usage |
| RF Connector Interface | 4.3-10 Female |
| RF Connector Location | Bottom |
| RF Connector Quantity, high band | 12 |
| RF Connector Quantity, mid band | 24 |
| RF Connector Quantity, low band | 6 |
| RF Connector Quantity, total | 42 |

Dimensions

| | |
|---|---------------------|
| Length | 610 mm 24.016 in |
| Net Weight, without mounting kit | 15.6 kg 34.392 lb |
| Outer Diameter | 370 mm 14.567 in |

Array Layout


3X-NV4SS-65S-F2



| Array ID | Frequency (MHz) | RF Connector | RET | ASG No. | RET LED |
|----------|-----------------|--------------|-----|---------|---------|
| R1 | 688-896 | 1-2 | | | |
| Y1 | 1685-2090 | 7-8 | | | |
| Y2 | 1685-2090 | 9-10 | | | |
| Y3 | 1685-2090 | 11-12 | | | |
| Y4 | 1685-2090 | 13-14 | | | |
| P1 | 3300-4000 | 31-32 | | | |
| P2 | 3300-4000 | 33-34 | | | |
| R2 | 688-896 | 3-4 | | | |
| Y5 | 1685-2090 | 15-16 | | | |
| Y6 | 1685-2090 | 17-18 | N/A | NA | N/A |
| Y7 | 1685-2090 | 19-20 | | | |
| Y8 | 1685-2090 | 21-22 | | | |
| P3 | 3300-4000 | 35-36 | | | |
| P4 | 3300-4000 | 37-38 | | | |
| R3 | 688-896 | 5-6 | | | |
| Y9 | 1685-2090 | 23-24 | | | |
| YA | 1685-2090 | 25-26 | | | |
| YB | 1685-2090 | 27-28 | | | |
| YC | 1685-2090 | 29-30 | | | |
| P5 | 3300-4000 | 39-40 | | | |
| P6 | 3300-4000 | 41-42 | | | |

(Size of colored boxes are not true depictions of array sizes)

Port Configuration



Electrical Specifications

3X-NV4SS-65S-F2

| | |
|-----------------------------------|---|
| Impedance | 50 ohm |
| Operating Frequency Band | 1695 – 2690 MHz 3300 – 4000 MHz 698 – 896 MHz |
| Polarization | ±45° |
| Total Input Power, maximum | 2,320 W |

Electrical Specifications

| | R1-R3 | Y1-YC | Y1-YC | Y1-YC | P1-P6 |
|---|----------------|------------------|------------------|------------------|------------------|
| Frequency Band, MHz | 698–896 | 1695–1920 | 1920–2200 | 2300–2690 | 3300–4000 |
| RF Port | 1-6 | 7-30 | 7-30 | 7-30 | 31-42 |
| Gain, dBi | 10.5 | 11.3 | 11.4 | 12 | 14.1 |
| Gain at Mid Tilt, dBi | 10.3 | 10.6 | 10.8 | 11.4 | 13.6 |
| Beamwidth, Horizontal, degrees | 76 | 66 | 71 | 70 | 58 |
| Beamwidth, Vertical, degrees | 37.8 | 36.5 | 31.6 | 26.6 | 15.7 |
| Beam Tilt, degrees | 6 | 4 | 4 | 4 | 2 |
| Front-to-Back Ratio at 180°, dB | 29 | 26 | 28 | 29 | 30 |
| Front-to-Back Total Power at 180° ± 30°, dB | 19 | 19 | 20 | 22 | 26 |
| CPR at Boresight, dB | 19 | 20 | 20 | 18 | 14 |
| Isolation, Cross Polarization, dB | 25 | 25 | 25 | 25 | 25 |
| Isolation, Inter-band, dB | 25 | 25 | 25 | 25 | 25 |
| VSWR Return loss, dB | 1.5 14.0 | 1.5 14.0 | 1.5 14.0 | 1.5 14.0 | 1.5 14.0 |
| PIM, 3rd Order, 2 x 20 W, dBc | -153 | -153 | -153 | -153 | -145 |
| Input Power per Port at 50°C, maximum, watts | 100 | 100 | 100 | 100 | 75 |

Mechanical Specifications

| | |
|---|--|
| Wind Loading @ Velocity, frontal | 129.0 N @ 150 km/h (29.0 lbf @ 150 km/h) |
| Wind Loading @ Velocity, lateral | 129.0 N @ 150 km/h (29.0 lbf @ 150 km/h) |
| Wind Loading @ Velocity, maximum | 129.0 N @ 150 km/h (29.0 lbf @ 150 km/h) |
| Wind Speed, maximum | 241 km/h (150 mph) |

Packaging and Weights

| | |
|----------------------|--------------------|
| Width, packed | 478 mm 18.819 in |
|----------------------|--------------------|

3X-NV4SS-65S-F2

| | |
|-----------------------|---------------------|
| Depth, packed | 464 mm 18.268 in |
| Length, packed | 894 mm 35.197 in |
| Weight, gross | 19.8 kg 43.651 lb |

Regulatory Compliance/Certifications

| Agency | Classification |
|---------------|--|
| ISO 9001:2015 | Designed, manufactured and/or distributed under this quality management system |
| UK-ROHS | Compliant |

* Footnotes

| | |
|-------------------------|---|
| Performance Note | Severe environmental conditions may degrade optimum performance |
|-------------------------|---|